

**BLOOD PARAMETER STUDIES OF FRESH WATER FISH,
Pangasius pangasius, GROWN IN EARTHEN PONDS OF ADDANKI**

By

**SAMPENGALA DAVID
KEERTHIPATI CHANDRASEKHAR
SHAIK MAZEED
KODAMALA SURENDRA
CH.PAVAN KUMAR
PAMBA WILLIAM CARE
MANDA DHARMA RAJU
DEVARAKONDA JEEVANA KUMAR
BIRUDU BHUVANA BHASKAR
ANNANGEL YEHDSHUYA**

Project submitted to ACHARYA NAGARJUNA UNIVERSITY

In partial fulfillment of the requirements

For the Award of the Under-graduate Degree

ZOOLOGY

Research Supervisors

**K.BHANU PRAKASH
B ASHOK KUMAR**

DEPARTMENT OF ZOOLOGY

K R K GOVT DEGREE & PG COLLEGE, ADDANKI

PRAKASAM DISTRICT, ANDHRA PRADESH

FEBRUARY 2019

DECLARATION

We declare that this thesis entitled "BLOOD PARAMETER STUDIES OF FRESH WATER FISH, *Pangasius pangasius*, GROWN IN EARTHEN PONDS OF ADDANKI" is composed by us and has not been published or submitted in part or in full for award of any degree.

Station: Addanki

Date : February 2019

A. yeshuvar

S. David.

B. Shunara Shokkar

P. vilom Care

SK. Maseed

K. Chandrashekhara

ch. pavan kumar

lc. Surendra.

D. Jeevan Kumar.

M. Dharmar.

CERTIFICATE

This is to certify that the work incorporated in this thesis entitled, "BLOOD PARAMETER STUDIES OF FRESH WATER FISH, *Pangasius pangasius*, GROWN IN EARTHEN PONDS OF ADDANKI " is the bonafide work carried out by my students under our supervision.



K Bhanu Prakash



B Ashok Kumar

Research Supervisors

ACKNOWLEDGEMENTS

*First of all we would like to warmly thank my research supervisors **K Bhanu Prakash and Sri B. Ashok Kumar** for their valuable guidance and help in completion of my research work.*

*We are obliged to **Sri A Srinivasa Rao, Principal**, for providing the facilities and encouragement.*

*We profusely thank **Sri N Tirupathi Swamy, Lecturer in Botany**, for the suggestions and encouragement*

*Our sincere thanks to **the Parents and other family members** who always supported and encouraged us in finishing this work.*

*We are thankful to our **friends and co-students** for their help, encouragement and moral support.*

*We express our gratitude to **Sri Rayudu Prakasa Rao, Chief Consultant, Sai and Suryavamsi Hatcheries**, for valuable help and technical support.*

We want to thank all non-teaching staff members for their support.

CONTENTS	PAGE NO.
DECLARATION	
CERTIFICATE	
ACKNOWLEDGEMENTS	
CONTENTS	
CHAPTER-I : INTRODUCTION	
CHAPTER-II : REVIEW OF LITERATURE	
CHAPTER-III: MATERIALS AND METHODS	
CHAPTER-IV: RESULT & DISCUSSION	
CHAPTER-IX: SUMMARY AND CONCLUSIONS	
REFERENCES	

Blood Parameter Studies of Fresh Water Fish, *Pangasius pangasius*, grown in earthen ponds of Addanki

INTRODUCTION:

Blood parameters are considered pathophysiological indicators of the whole body and therefore are important in diagnosing the structural and functional status of fish exposed to toxicants (Adhikari et al., 2004). A number of haematological indices such as haematocrit (Hct), hemoglobin (Hb), red blood cells (RBCs) and so on, are used to assess the functional status of the oxygen carrying capacity of the bloodstream and have been used as indicator of metal pollution in the aquatic environment ((Shah and Altındağ, 2004a). Variations can be noticed in the blood parameters with respect to the age, sex, season, nutrition, environment, disease etc condition. The differences among haematological values are affected by factors as photoperiod, temperature, reproduction, and feed or by impacts of changes in the combination of these factors, in addition by age, sex, season, capture, collection methods, water quality, and starvation (Tisa et al. 1983).

Haematology that provided the information about habitat of livings is also important to determine the rate of feed intake and the condition of fish stocks in ichthyologic researches. Economic losses can be eliminated when haematological methods are used as aids (early diagnosis etc.) in fish disease diagnostics (Bittencourt et al.2003). Therefore, haematology contains important information to determine the conditions of taxonomical, ecological, physiological and pathological of fish.

The present study was undertaken to see if there is any significant difference with respect to the major haematological parameters in two different seasons - winter & summer – of a year.

OBJECTIVES OF THE STUDY:

1. To assess if the principal blood parameters of the freshwater fish, Pangus, are significantly different in two different grow out ponds
2. To assess if the principal blood parameters of the freshwater fish, Pangus, are significantly different in two different seasons.

REVIEW OF LITERATURE

Adhikari S et al. (2004) and Shah SL and Altindağ A (2005) conducted studies on the effect of heavy metals and pollutants on the haematological parameters of fishes. Bittencourt et al observed the haematological parameters with respect to diagnosis in disease conditions (2003). Qiang, J (2013) carried out studies on the effect of temperature and dietary protein on the haematological parameters. Tisa et al. (1983) and Zubair Ahmad Sheikhand and Imtiaz Ahmed (2016) conducted studies on the haematological parameters in fresh water fishes.

MATERIALS & METHODS

The study area has been chosen at Singarakonda, Addanki. The ponds with fresh water *Pangasius* were chosen for the study. Two ponds with same stocking density and feeding protocol were chosen. The ponds of the size 1 acre were selected and the water quality parameters and the haematological parameters were observed on monthly basis.

Fish sample were put into buckets filled with pond water and transported to the laboratory on the same day. After overnight acclimatization, blood sample was collected from the caudal vein using a sterile plastic disposable heparinised syringe (2-3ml) having 0.5mm x16 mm microlance needle and transferred into heparinised vial immediately on ice.

RBC: Erythrocytes were counted in the loaded haemocytometer chamber and total numbers were reported as 1.82 million/mm³. In our study, we monitored the amount of erythrocyte monthly and the data showed that while erythrocyte amount had the highest values (1.82x10⁶/mm³) in Summer (May), the lowest value (1.43x10⁶/mm³) in Winter (November).

Leucocytes: Total Leucocytes were found to be 94,200/mm³. Among leukocytes, range of count for neutrophils 22.4%, lymphocytes 33.6%, monocytes 38.6% and eosinophils 3.8% and Basophils 1.6% recorded in fish blood. In our study, we monitored the amount of leucocytes monthly and the data showed that while leucocytes amount had the highest values in Summer (May), the lowest value in winter (November).

Table: Haematological Parameters in two different seasons

Haematological Parameter	Winter	Summer
Haemoglobin(mg/dL)	8.8	7.9
RBC/mm ³	1.43x10 ⁶ /mm ³	1.82x10 ⁶ /mm ³
WBC/mm ³	5.4 x 10 ³	9.4 x 10 ³

Fig: Haemoglobin concentration in two seasons of a year

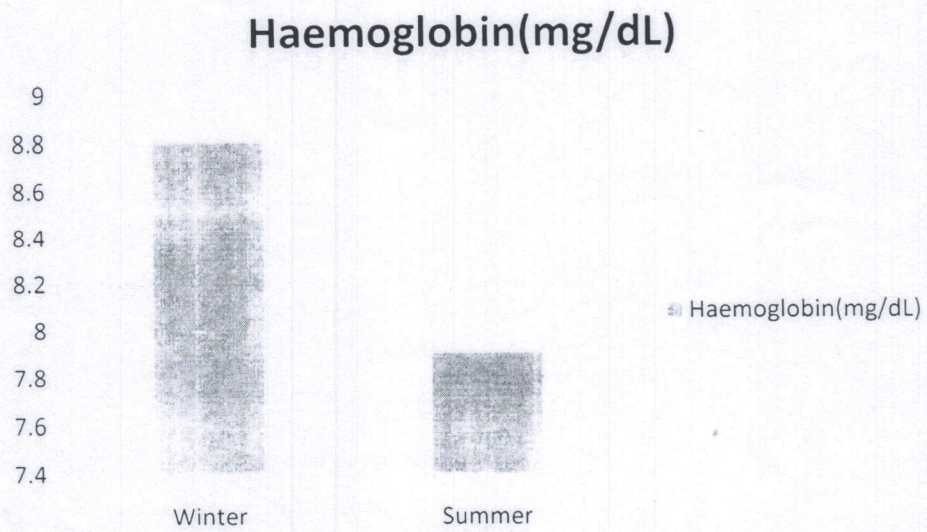


Fig: RBC count in two seasons of a year

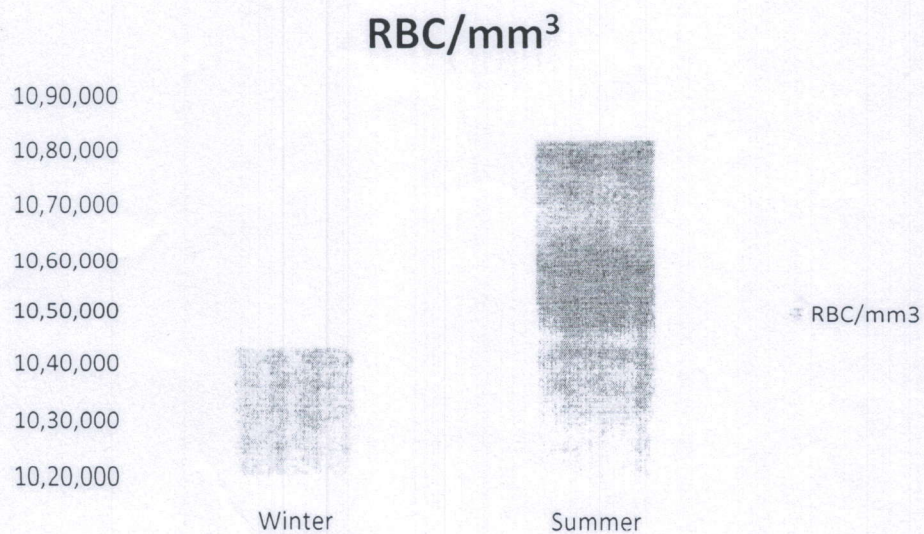



Fig: WBC count in two seasons of a year



Haematological Parameters differ significantly between the two seasons of a year at 'p value' of 0.05 where as the values relating to the same are not significantly different for the two ponds observed. The present study findings on haematological parameters in show statistical difference in seasonal variations. These results are in line with the results obtained in the study carried out by (Zubair Ahmad Sheikh and Imtiaz Ahmed, 2016).

SUMMARY & CONCLUSION

Blood parameters are considered pathophysiological indicators of the whole body and therefore are important in diagnosing the structural and functional status of fish exposed to toxicants. These parameters are influenced by multidimensional factors. One such factor being season which sees change in the temperature. This influences the change in the haematological parameters of the fish. The present study has observed a significant change in the blood parameters of the fresh water fish, *Pangasius pangasius*.

References:

- Adhikari S, Sarkar S, Chatterjee A, Mahapatra C. T. and Ayyappan S. (2004).** Effects of Cypermethrin and Carbofuran on certain haematological parameters and Prediction of other recovery in a freshwater teleost, *Labeo rohita* (Hamilton). *Ecotoxicology and Environmental Safety*, 58(2): 220-226.
- BITTENCOURT, N.L.R., MOLINARI, L.M., SCOARIS, D.O., PEDROSO, R.B., NAKAMURA, C.V., NAKAMURA, T.U., FILHO, B.A.A., FILHO, B.P. 2003.** Haematological and biochemical values for Nile tilapia *Oreochromis niloticus* cultured in semi-intensive system. *Acta Scientiarum, Maringá*. 25(2): 385-389.
- QIANG,J., YANG,H., WANG,H., KPUNDEH,M.D., XU,P. 2013.** Interacting effects of water temperature and dietary protein level on haematological parameters in Nile tilapia juveniles, *Oreochromis niloticus* (L.) and mortality under *Streptococcus* infection. *Fish Shell Fish Immun.*, 34: 8-16.
- Shah SL and Altındağ A (2005)** Alterations in the immunological parameters of tench (*Tinca tinca* L.) after acute and chronic exposure to lethal and sub-lethal treatments with mercury, cadmium and lead. *Turk J. Vet. Anim Sci.* 29: 1163-1168
- TISA, M.S., STRANGE, R.J., PETERSON, D.C.1983.** Haematology of striped bass in fresh water. *Prog Fish-Cult*, 45: 41-44.
- Zubair Ahmad Sheikhand and Imtiaz Ahmed (2016).** *International Journal of Fauna and Biological Studies* 2016; 3(6): 33-38.